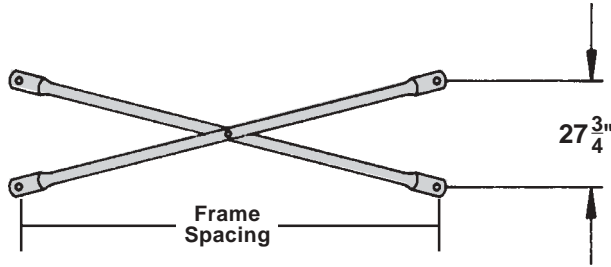


DIAGONAL PIVOTED BRACES - GALVANIZED FINISH

NOTE: When ordering braces, actual brace length will be slightly longer (approximately 6") than spacing.


BRACES FOR BIL-JAX STANDARD LOCK SPACING 27-3/4" (use with Frame Hts. 3' to 6'6")



DIAGONAL BRACES - 27-3/4" LOCK SPACING		
Part No.*	Description	Wt.#
0010 -01-07	Diagonal Brace - 7' Spacing	12
0010 -01-10	Diagonal Brace - 10' Spacing	16.5

* Hole Brace listed above. For Notch Brace, replace the shaded 0010 with 0009.

BRACES FOR STANDARD BIL-JAX 2' HIGH FRAMES



DIAGONAL BRACES - 9-3/8" LOCK SPACING		
Part No.*	Description	Wt.#
0010 -09-07	Diagonal Brace - 7' Spacing	12
0010 -09-10	Diagonal Brace - 10' Spacing	16

* Hole Brace listed above. For Notch Brace, replace the shaded 0010 with 0009.

0009

Notch End

Use only with "J" Lock Type



0010

Hole End

Use with all other bil-jax Lock Types

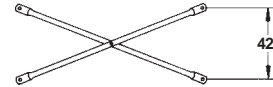


Braces available in "hole end" and "notch end" types in order to work best with locks requiring the same. See page 4. Part numbers listed on this page are for "hole end" braces. Replace the shaded 0010 with 0009 when ordering "notch end" braces.

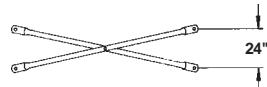
OTHER BRACES AVAILABLE BELOW FOR SPECIAL LOCK SPACING REQUIREMENTS



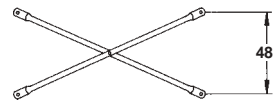
DIAGONAL BRACES - 12" LOCK SPACING		
Part No.*	Description	Wt.#
0010 -12-07	Diagonal Brace - 7' Spacing	11.5
0010 -12-10	Diagonal Brace - 10' Spacing	16



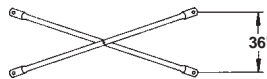
DIAGONAL BRACES - 42" LOCK SPACING			
Part No.*	Description	Frame Spacing	Wt.#
0010 -06-07	ST-72-7H-42	7' Sp.	12
0010 -06-10	ST-72-10H-42	10' Sp.	16.5



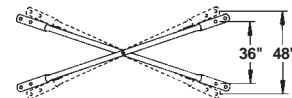
DIAGONAL BRACES - 24" LOCK SPACING		
Part No.*	Description	Wt.#
0010 -02-07	Diagonal Brace - 7' Spacing	11.5
0010 -02-10	Diagonal Brace - 10' Spacing	16.5



DIAGONAL BRACES - 48" LOCK SPACING			
Part No.*	Description	Frame Spacing	Wt.#
0010 -04-07	ST-72-7H-48	7' Sp.	12
0010 -04-10	ST-72-10H-48	10' Sp.	16.5



DIAGONAL BRACES - 36" LOCK SPACING		
Part No.*	Description	Wt.#
0010 -03-07	Diagonal Brace - 7' Spacing	11.75
0010 -03-10	Diagonal Brace - 10' Spacing	16.5



2-HOLE DIAGONAL BRACES - 36" & 48" LOCK SPACING		
Part No.	Description	Wt.#
0010 -34-07	Diagonal Brace - 7' Spacing	12
0010 -34-10	Diagonal Brace - 10' Spacing	16.5

* Hole Braces listed above. For Notch Braces, replace the shaded 0010 with 0009.

Other brace sizes and lock spacings are available - Contact factory.

All photos and drawings are for illustration only. Always concerned with the improvement of the quality of this product, the manufacturer reserves the right to modify specifications without prior notice. Follow all applicable ANSI and OSHA Codes and Regulations for the use of this equipment. Do not use this product in areas where user can come in contact with live power.