

Packages

50' Maximum Height Package

Includes: Parapet outrigger assembly, Hopper section with support chains, and 14 Chute sections. Wt. 643 lbs.

100' Maximum Height Package

Includes: Parapet outrigger assemblies, Hopper sections with support chains, and 28 Chute sections. Wt. 1286 lbs.

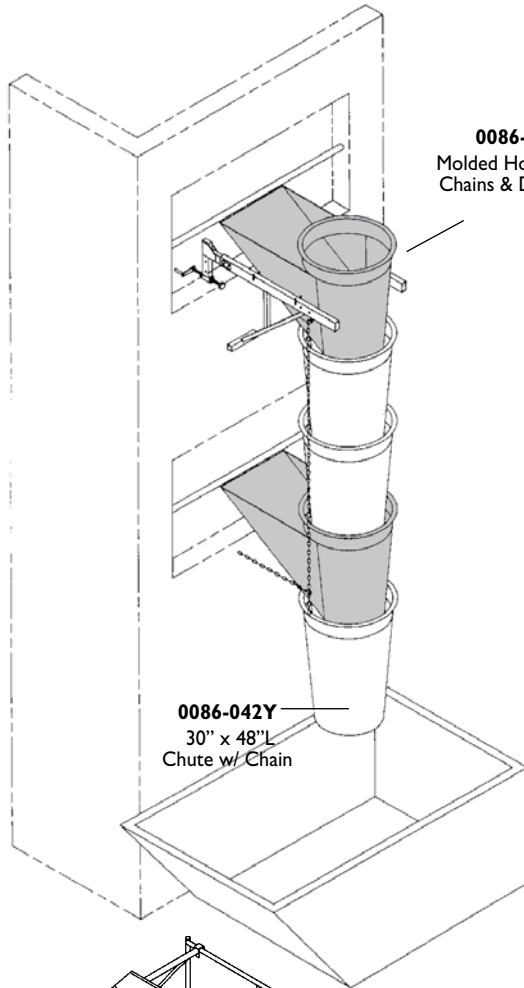
Details

- Can be mounted to any type of structure including parapet walls, window openings, slab roofs, and scaffolding*
- High Density Crosslinked Polyethylene
 1. Provides stress cracking resistance.
 2. Provides low temperature impact strength.
 3. Excellent chemical resistance.
 4. 3/16" material thickness
- Made from 100% recyclable material
- Excellent low temperature impact strength
- Lightweight, yet strong
- Maintenance free, easy to clean
- Easy installation
- Can handle solids or liquids
- Chute sections can be nested together for easy transportation
- Meets OSHA Standards



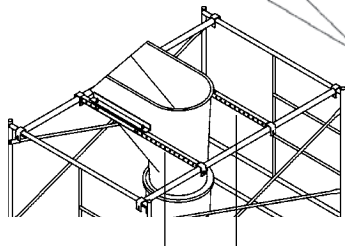
* Consult manufacturer for instructions to properly mount to scaffolding to prevent tipping

© Bil-Jax, Inc. 2007
0205-0032



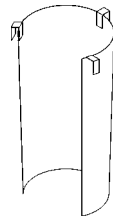
0086-043
Molded Hopper w/
Chains & Dust Flap

0086-042Y
30" x 48" L
Chute w/ Chain



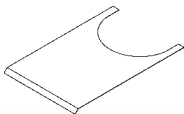
0086-061

Support Brackets for Scaffold Towers



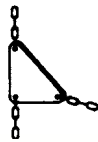
0086-044

Steel Chute Liner



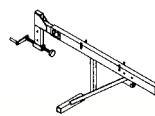
0086-065

Steel Hopper Liner



0086-015

Three Chain
Lifting Triangle



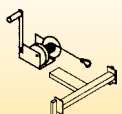
0086-038

Parapet Outrigger
Assy.



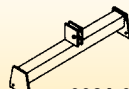
0086-031

Lifting Jig



0086-040

Hand Winch
(includes Cable
& Stand)



0086-004

Pulley Stand

50' Maximum Height Package

Part No.	Qty.	Description	Wt.
0086-038	1	Parapet Outrigger Assembly	120
0086-043	1	Molded Hopper Sect. w/ Support Chains, Ret. Chains & Dust Flap	61
0086-042Y	14	30"x48"L Chute w/ Chain	462
Total Package			643

100' Maximum Height Package

Part No.	Qty.	Description	Wt.
0086-038	2	Parapet Outrigger Assembly	240
0086-043	2	Molded Hopper Sect. w/ Support Chains, Ret. Chains & Dust Flap	122
0086-042Y	28	30"x48"L Chute w/ Chain	924
Total Package			1286

Lifting / Installation Package

Part No.	Qty.	Description	Wt.
0086-040	1	Hand Winch (includes Cable & Stand)	50
0086-004	1	Pulley Stand 15	
0086-031	1	Lifting Jig	14
0086-015	1	Three Chain Lifting Triangle (pair)	5
Total Package			84

Components

Part No.	Description	Wt.
0086-042Y	Add'l. 30" x 48" L Chute w/ Chain	33
0086-043	Add'l Molded Hopper Section w/ Chains and Rubber Dust Flap	61
0086-038	Parapet Outrigger Assembly (pair)	120
0086-015	Three Chain Lifting Triangle (pair)	5
0086-031	Lifting Jig	14
0086-004	Pulley Stand	15
0086-040	Hand Winch (includes 0086-030, 100' Cable; 0086-0509, Stand; and 0082-0867, Winch)	50
0086-061	Trash Chute Support Brkts for Scaffold Towers	55
0086-010	Chain Assembly Replacement	2
0086-044	Steel Chute Liner	33
0086-065	Steel Hopper Liner	14